

# Workers' Compensation Trending Report for City of Placerville

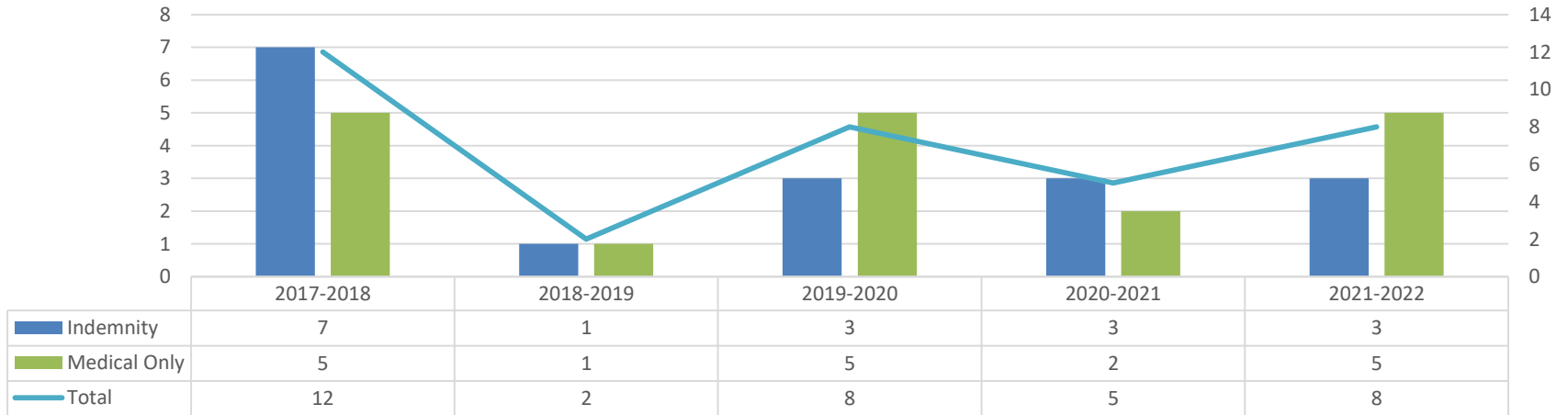


sedgwick®  
*caring counts*

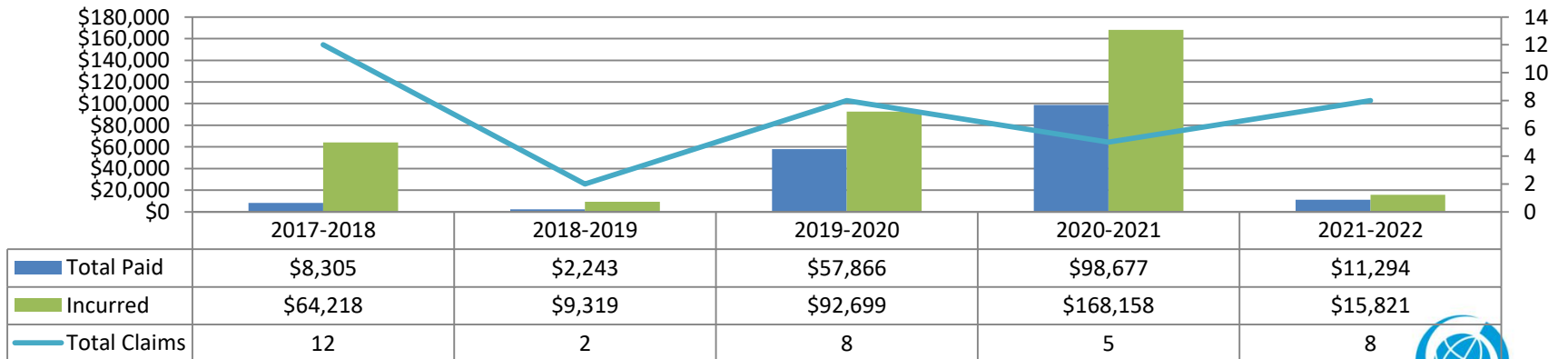
December 2022

# City of Placerville WC Trending Report Fiscal Years 2017-2022

## Claim Type by Fiscal Year

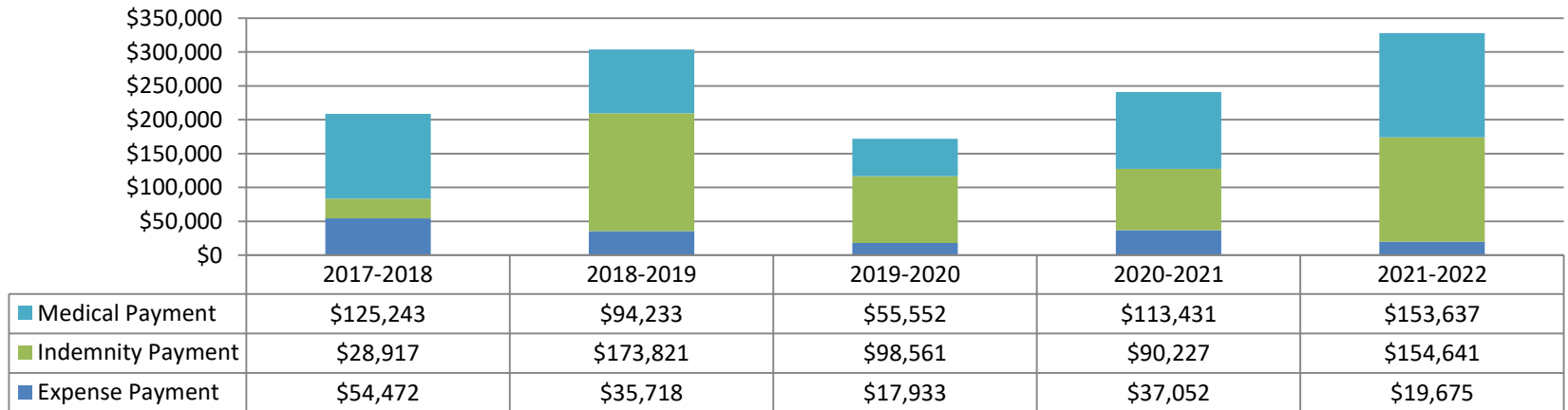


## Total Paid and Incurred by Fiscal Year

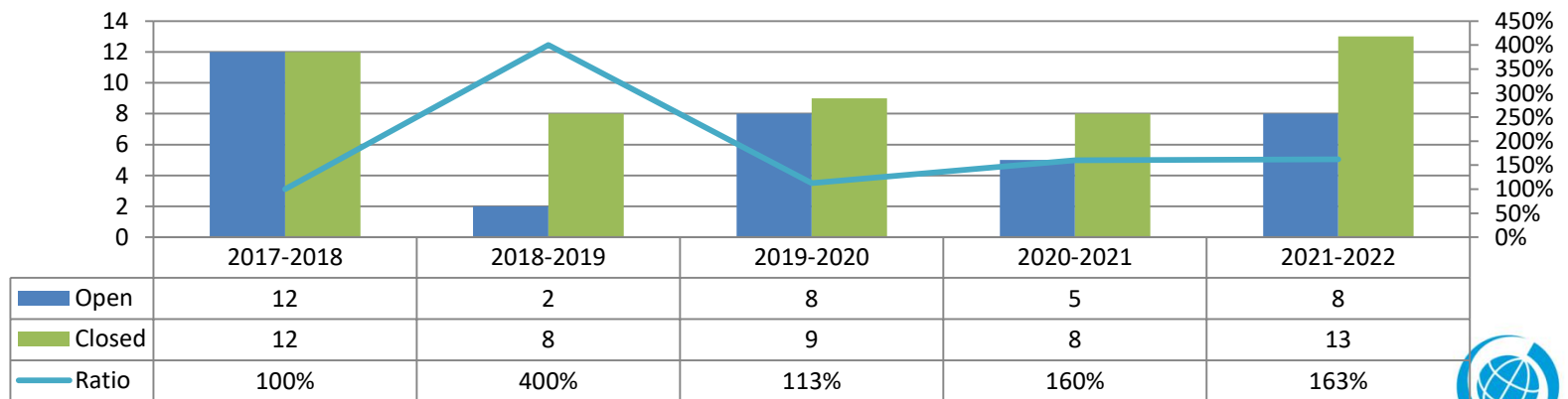


# City of Placerville WC Trending Report Fiscal Years 2017-2022

## Total Paid During Fiscal Year Regardless of Date of Injury

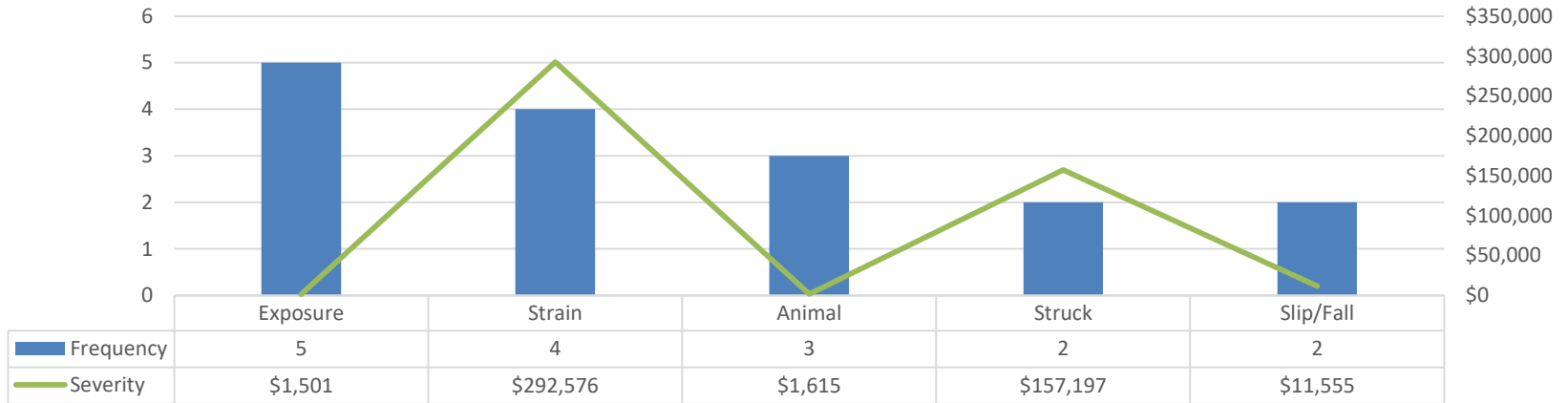


## Closing Ratio by Fiscal Year

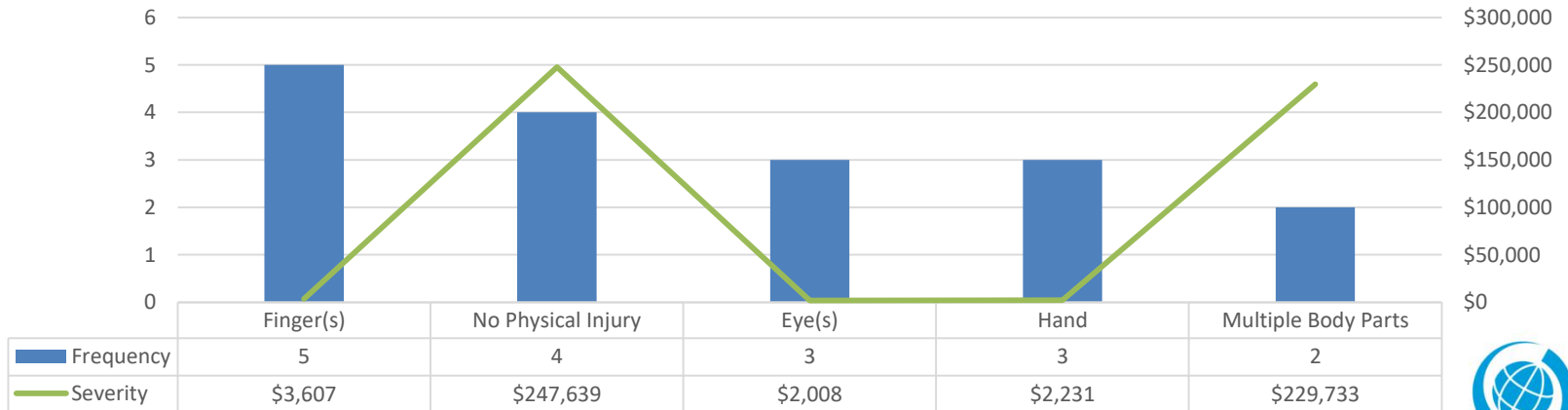


# City of Placerville WC Trending Report Fiscal Years 2017-2022

## Top 5 Cause of Injury Fiscal Year 2017-2022



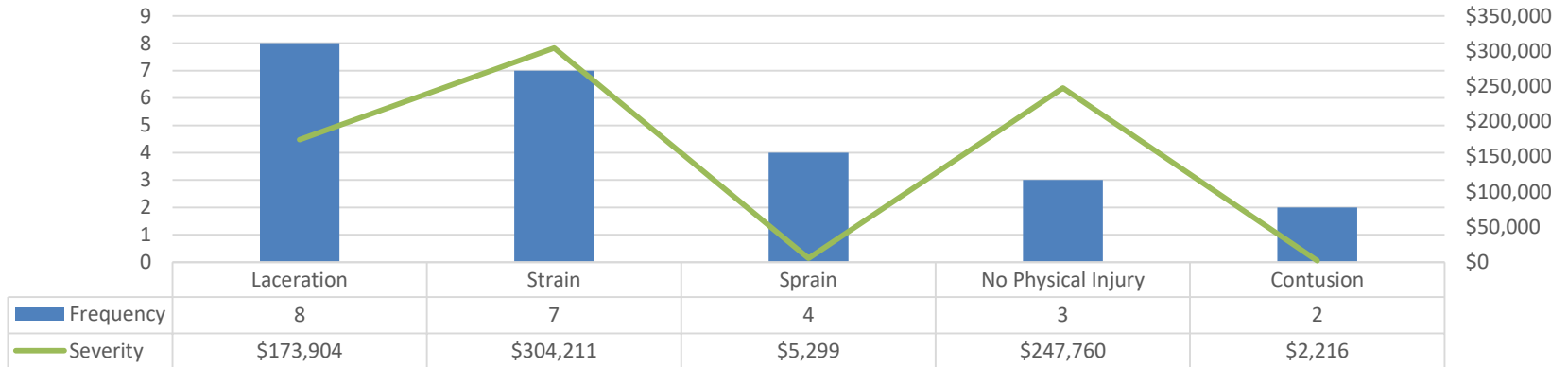
## Top 5 Part of Body Injured Fiscal Year 2017-2022



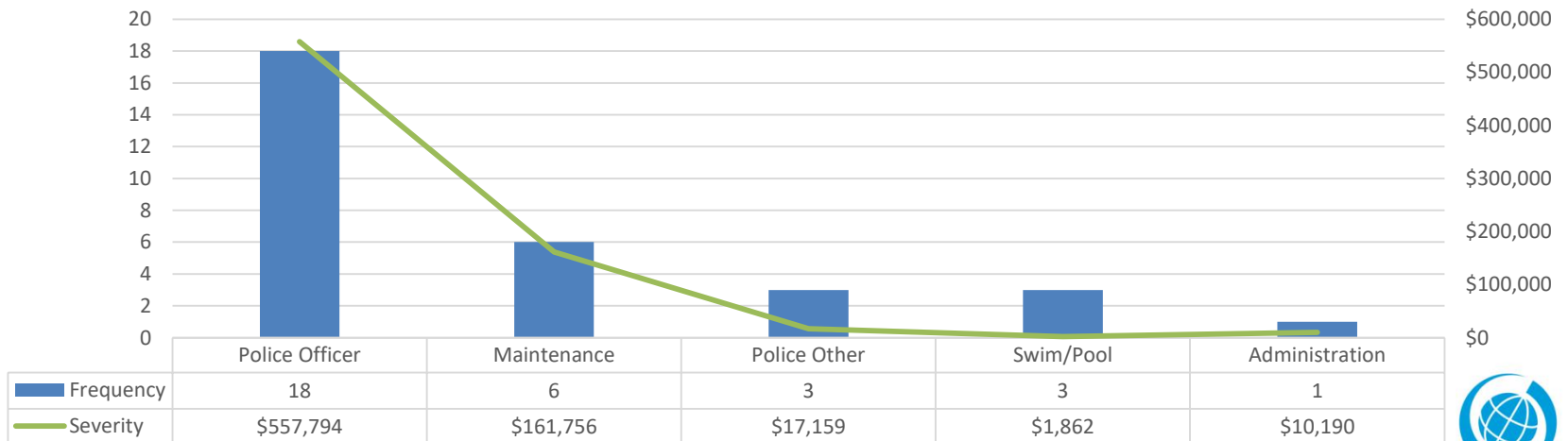
sedgwick®

# City of Placerville WC Trending Report Fiscal Years 2017-2022

## Top 5 Nature of Injury Fiscal Year 2017-2022



## Top 5 Occupation of Injury Fiscal Year 2017-2022





## Departments Fiscal Year 2017-2022

Department	Frequency	Severity	Average
Administration	2	\$11,977	\$5,989
Community Development	1	\$0	\$0
Parks & Rec	6	\$4,207	\$701
Police	21	\$573,970	\$27,332
Public Works	9	\$163,829	\$18,203



## City of Placerville WC Trending Report Fiscal Years 2017-2022

### Top 10 Workers' Compensation Claims Fiscal Year 2017-2022

Department	Description	Injury Date	Paid	Incurred
Police	Mental stress	02/14/2020	\$169,660	\$246,706
Police	Cumulative trauma to bilateral knees, hips, and low back from wearing a duty belt	11/07/2017	\$175,408	\$229,448
Public Works	Head injury while flushing out a sewer line from a clean out	10/08/2020	\$97,221	\$156,873
Police	Right shoulder injured during a physical altercation with suspect during arrest	12/21/2019	\$20,800	\$56,588
Police	Hernia injury from performing job duties	08/31/2017	\$15,054	\$15,054
Administration	Injured head, hand, and fingers when falling down the stairs	05/21/2018	\$10,190	\$10,190
Police	Injured knee when dog latched onto body suit	01/25/2022	\$4,412	\$7,155
Police	Injury to left wrist when stopping a fall	11/02/2020	\$4,753	\$4,753
Police	Wrist injured while detaining a resisting subject	01/21/2022	\$1,277	\$3,061
Public Works	Vector suction hose came loose striking head	07/20/2021	\$2,705	\$2,705

## City of Placerville WC Trending Report Fiscal Years 2017-2022

### Frequency and Severity of Workers' Compensation Claims by Member Fiscal Year 2017-2022

Member	Frequency	Severity	Average
City of Anderson	61	\$774,289	\$12,693
City of Auburn	80	\$1,892,947	\$23,662
City of Colusa	12	\$356,689	\$29,724
City of Corning	19	\$387,204	\$20,379
City of Dixon	135	\$2,366,503	\$17,530
City Of Elk Grove	287	\$5,586,669	\$19,466
City of Folsom	477	\$6,586,101	\$13,807
City of Galt	121	\$2,717,802	\$22,461
City of Gridley	12	\$133,512	\$11,126
City of Lone	21	\$62,626	\$2,982
City of Jackson	15	\$295,317	\$19,688



## City of Placerville WC Trending Report Fiscal Years 2017-2022

### Frequency and Severity of Workers' Compensation Claims by Member Fiscal Year 2017-2022

Member	Frequency	Severity	Average
City of Lincoln	89	\$1,057,610	\$11,883
City of Marysville	74	\$3,569,417	\$48,235
City of Nevada City	14	\$469,311	\$33,522
City of Oroville	60	\$305,702	\$5,095
City of Placerville	39	\$753,984	\$19,333
City of Red Bluff	90	\$2,899,488	\$32,217
City of Rio Vista	34	\$351,019	\$10,324
City of Rocklin	249	\$5,905,171	\$23,716
City of Willows*	8	\$50,740	\$6,343
City of Yuba City	226	\$3,803,187	\$16,828
Town of Paradise	29	\$179,790	\$6,200